




Figures Data Facts 2023





Local public utilities in Germany:


Figures & Facts



* 1,534 member companies as of 31.12.2022



Turnover in EUR
(including commercial volumes)

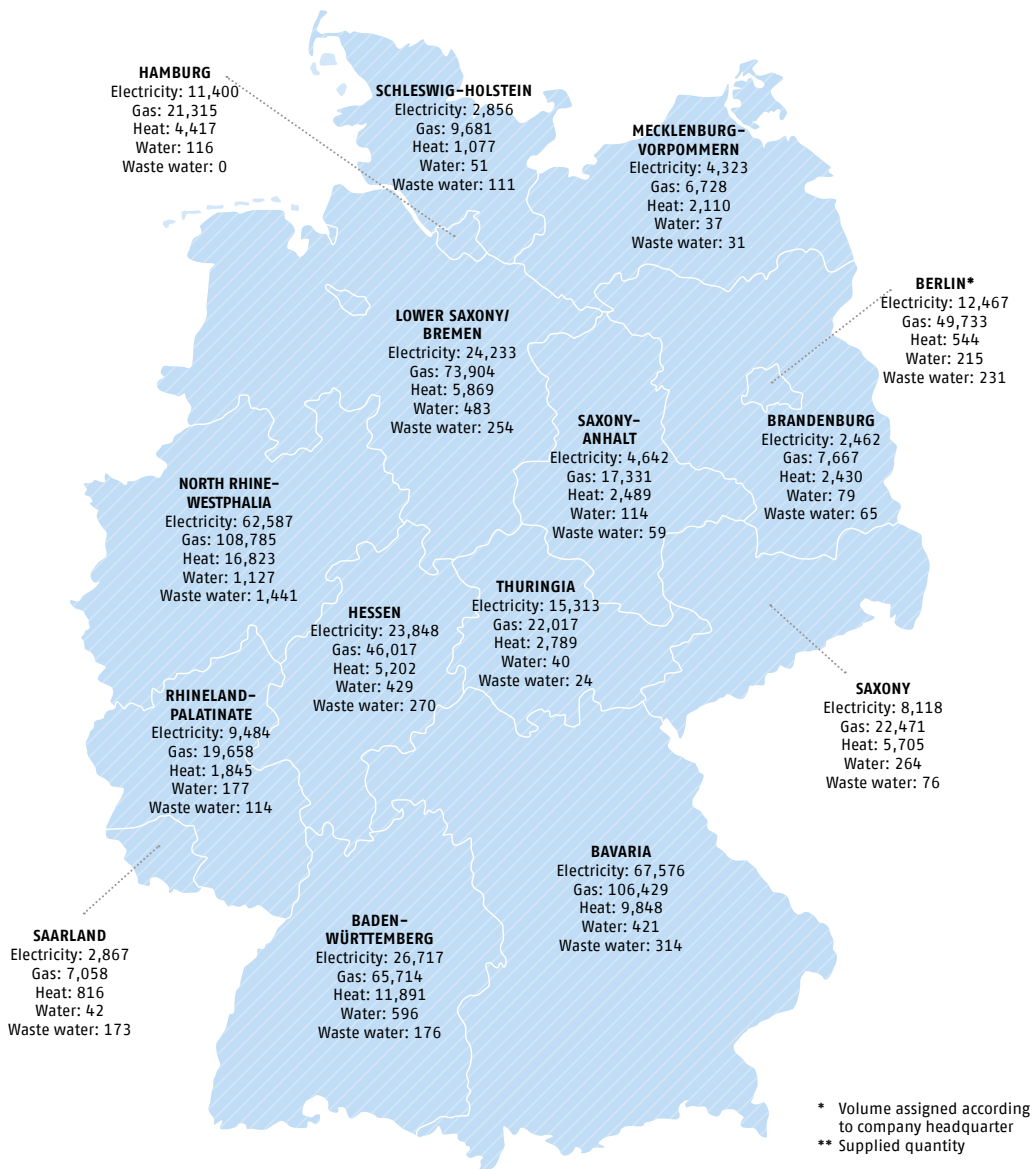


Investments in EUR

Selected structural data

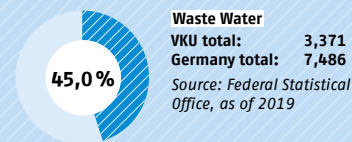
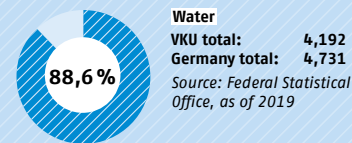
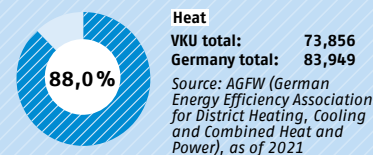
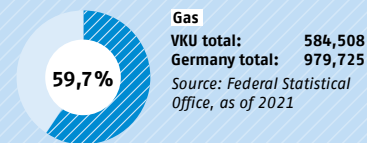
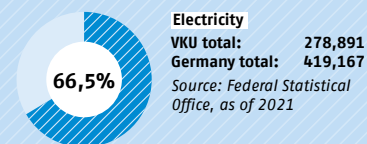
	Meters in millions	Distribution network length in 1,000 km
Power supply	30.8	850
Gas supply	10.5	344
Heat supply	0.6	26
Water supply	12.5	349
Waste water disposal	–	148
Broadband	–	229

Energy and water supplied or volumes of waste water disposed by all VKU members by federal state*



- Electricity, gas and heat in million kWh**
- Electricity and gas: distribution network quantities only
- Water and waste water in million m³
- Waste in million people

Contribution of member companies to energy and water supply or waste water and waste disposal in Germany



Turnover

Total turnover in million euros:

140,554

By sector	in million euros	in %
Electricity*	65,431	46.6
Gas*	30,261	21.5
Heat	5,302	3.8
Water	7,212	5.1
Waste water	5,824	4.1
Waste	11,503	8.2
Broadband	1,595	1.1
Transport	1,680	1.2
Other	11,747	8.4

*including commercial

Number of employees

Total employees:

300,722

By sector	Number	in %
Electricity	63,998	21.3
Gas	26,517	8.8
Heat	11,071	3.7
Water	31,251	10.4
Waste water	23,611	7.9
Waste	81,301	27.0
Broadband	3,548	1.2
Transport	21,042	7.0
Other	26,041	8.7
Trainees	12,342	4.1

Sector allocation by federal state

Number of member companies:

1,534 member companies,
as of December 2022

More than 1,500

Federal State	Number of companies	of which						
		Electricity	Gas	Heat	Water	Waste water	Waste	Broadband
Baden-W.	214	106	98	97	121	26	58	49
Bavaria	209	127	91	87	125	38	54	41
Berlin	11	4	2	2	1	1	2	0
Brandenburg	61	27	24	26	26	22	14	2
Bremen	3	0	0	0	0	1	2	0
Hamburg	7	2	2	1	1	0	2	1
Hesse	158	52	47	45	75	54	52	8
Meck.-Vorp.	33	24	22	23	15	10	5	7
Lower Saxony	145	61	55	49	69	33	46	14
NRW	333	146	132	112	162	75	122	41
Rhineland-Palatinate	92	41	29	27	52	34	28	8
Saarland	34	19	17	12	20	5	9	3
Saxony	59	33	30	34	22	13	9	6
Saxony-Anhalt	48	29	28	27	24	13	11	6
Schleswig-Hst.	59	21	23	22	26	24	21	11
Thuringia	65	43	36	31	11	6	12	8
Total*	1,534	735	636	595	750	355	448	206

* including foreign members. Many members of the VKU are engaged in several sectors, so the totals in this row can only be viewed in columns.

As of: 31.12.2022

Number of member companies by legal form

Total

1,534 member companies: as of december 2022

More than 1,500

as of 31.12.2021

Owner-operated: **332** | Local utility associations

including water and soil associations: **145**

AöR (public agencies): **105** | other publicly

organised forms: **120** | AG (PlC): **53**

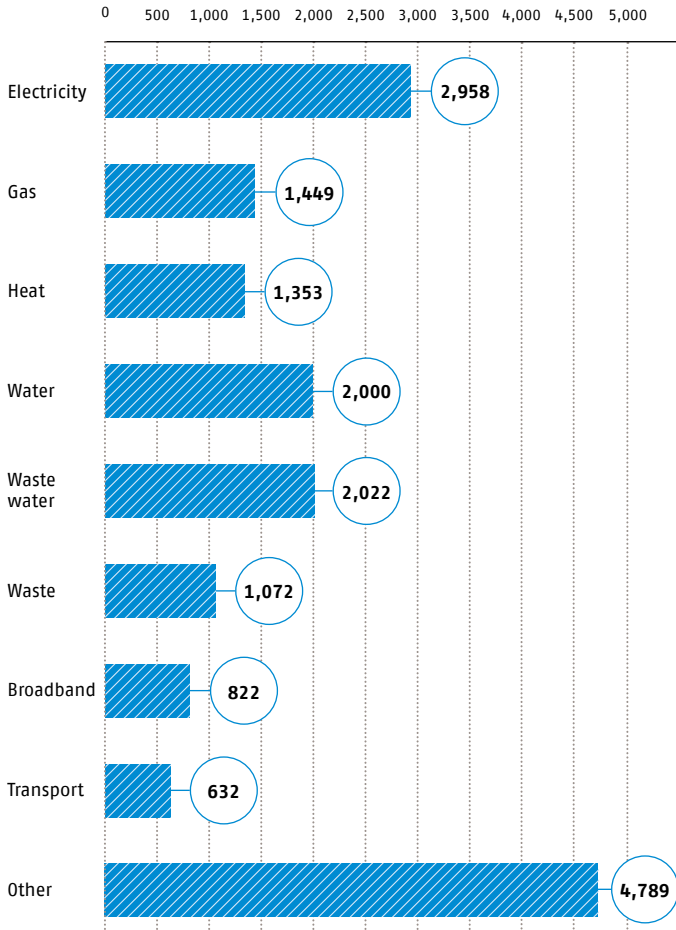
GmbH (Ltd.): **709** | other companies: **70**

Investments

€ 17.1 billion | **12.2 %**
of turnover

Investments in individual sectors

in million euros



Locally anchored and committed to the common good, local public utilities ensure equal living conditions and the protection of our health, social cohesion and participation, as well as a competitive business location. Our services of **general interest** are safe and affordable, even in times of crisis, always and everywhere.

More than
22 x



850,000 km for power supply: The length of the local public utility's electricity distribution networks would be enough to span the earth more than 20 times.

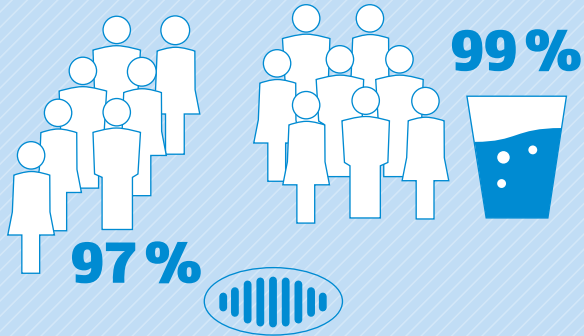
Source: VKU



95 %


of the electricity from renewable energies is fed into our local electricity distribution grids on site.

In Germany, 99 percent of the population is connected to public drinking water supply via a network of 544,000 kilometres ...



... and the waste water of 97 percent of the population is disposed of via 608,000 kilometres of sewer systems.

Source: Destatis 2022



No 4G and 5G without fibre: In the future, 80 percent of local public utilities want to offer mobile phone companies connections for antennas to their fibre network.

Source: Member survey VKU Telekommunikation, 2020



31,500

tonnes of waste are disposed of by local public utilities every day.

Source: VKU


78%

of its CO₂ emissions is what the municipal waste management sector has saved since 1990. This makes it the hidden champion of climate protection.

Source: own calculation from UBA: Greenhouse gas balance (2021)

Local public utilities are driving the mobility revolution. Around 40 percent of the public charging points are in municipal hands: absolute number of charging points over

40,600



Source: Own calculations based on Bundesnetzagentur Ladesäulenkarte (Q1/2023)

**Nothing gets done unless
it gets done locally.**



**Straight to the page on
services of general interest**



**Scan this to get to VKU's
current image film**

Editor

Verband kommunaler Unternehmen e.V.
Invalidenstraße 91 | 10115 Berlin
Phone +49 30 58580-0 | Fax +49 30 58580-100
www.vku.de, info@vku.de

Design and production

VKU Verlag GmbH | Corporate Media

As of: 2021, unless otherwise stated
Source: VKU, unless otherwise stated

The figures shown have been rounded.