



# Figures Data Facts 2022


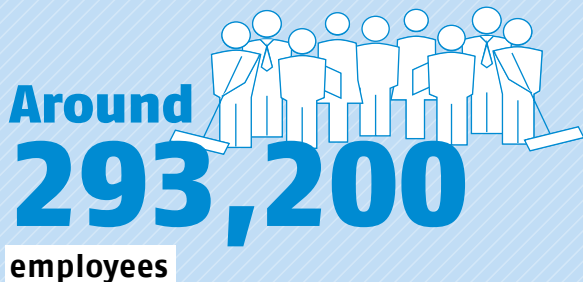


# Local public utilities in Germany:


## Figures & Facts



\* 1,518 member companies as of 31.12.2021



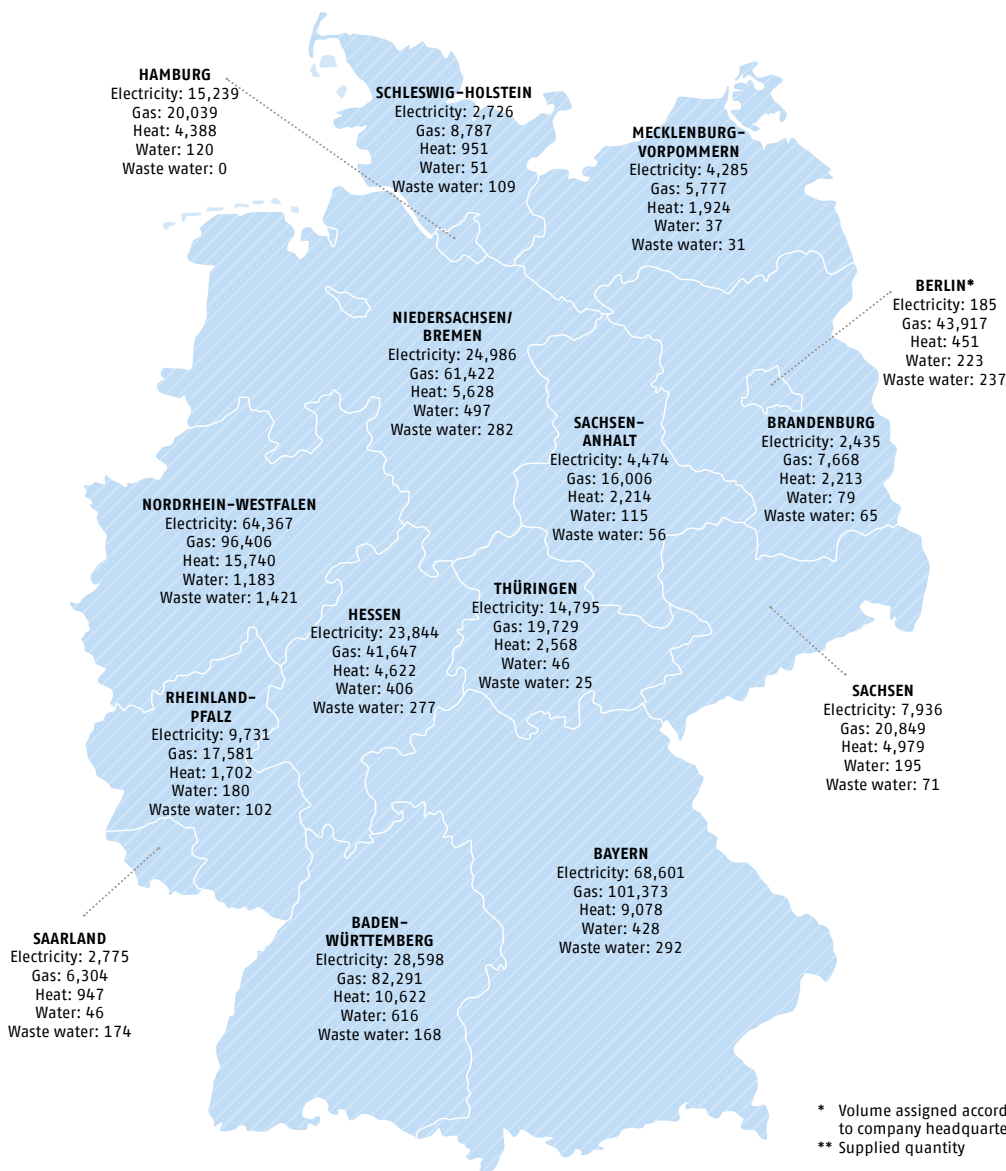
Turnover in EUR  
(including commercial volumes)



Investments in EUR

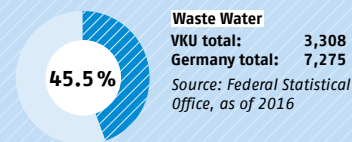
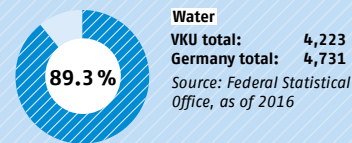
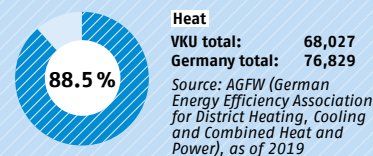
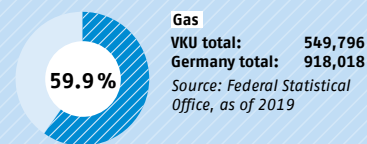
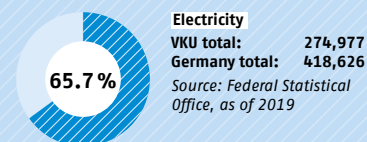
| Selected structural data | Meters in millions | Distribution network length in 1,000 km |
|--------------------------|--------------------|---|
| Power supply             | 28.5               | 821                                     |
| Gas supply               | 10.8               | 342                                     |
| Heat supply              | 0.6                | 26                                      |
| Water supply             | 12.5               | 345                                     |
| Waste water disposal     | –                  | 148                                     |
| Broadband                | –                  | 212                                     |

## Energy and water supplied or volumes of waste water disposed by all VKU members by federal state\*



- Electricity, gas and heat in million kWh\*\*
- Electricity and gas: distribution network quantities only
- Water and waste water in million m³
- Waste in million people

## Contribution of member companies to energy and water supply or waste water and waste disposal in Germany



## Turnover

Total turnover in million euros:

# 123,467

| By sector    | in million euros | in % |
|--------------|------------------|------|
| Electricity* | 56,807           | 46.0 |
| Gas*         | 26,192           | 21.2 |
| Heat         | 4,792            | 3.9  |
| Water        | 7,201            | 5.8  |
| Waste water  | 5,603            | 4.5  |
| Waste        | 10,483           | 8.5  |
| Broadband    | 1,517            | 1.2  |
| Transport    | 1,665            | 1.3  |
| Other        | 9,205            | 7.5  |

\*including commercial

## Number of employees

Total employees:

# 293,166

| By sector   | Number | in % |
|-------------|--------|------|
| Electricity | 63,263 | 21.6 |
| Gas         | 23,442 | 8.0  |
| Heat        | 10,687 | 3.6  |
| Water       | 32,450 | 11.1 |
| Waste water | 23,567 | 8.0  |
| Waste       | 80,182 | 27.4 |
| Broadband   | 3,423  | 1.2  |
| Transport   | 22,174 | 7.6  |
| Other       | 21,947 | 7.5  |
| Trainees    | 12,031 | 4.1  |

## Sector allocation by federal state

Number of member companies:

1,518 member companies,  
as of 06/2021

# More than 1,500

| Federal State        | Number of companies | of which    |            |            |            |             |            |            |
|----------------------|---------------------|-------------|------------|------------|------------|-------------|------------|------------|
|                      |                     | Electricity | Gas        | Heat       | Water      | Waste water | Waste      | Broadband  |
| Baden-W.             | 210                 | 105         | 98         | 95         | 117        | 25          | 56         | 47         |
| Bavaria              | 207                 | 125         | 90         | 87         | 122        | 35          | 54         | 41         |
| Berlin               | 11                  | 4           | 2          | 2          | 1          | 1           | 2          | 0          |
| Brandenburg          | 61                  | 28          | 25         | 27         | 25         | 21          | 14         | 2          |
| Bremen               | 3                   | 0           | 0          | 0          | 0          | 1           | 2          | 0          |
| Hamburg              | 8                   | 3           | 3          | 1          | 1          | 0           | 2          | 1          |
| Hesse                | 157                 | 52          | 48         | 46         | 74         | 51          | 52         | 8          |
| Meck.-Vorp.          | 33                  | 25          | 22         | 23         | 15         | 10          | 5          | 6          |
| Lower Saxony         | 144                 | 63          | 55         | 51         | 70         | 33          | 46         | 16         |
| NRW                  | 333                 | 148         | 134        | 114        | 163        | 74          | 122        | 43         |
| Rhineland-Palatinate | 91                  | 40          | 29         | 26         | 51         | 33          | 28         | 8          |
| Saarland             | 33                  | 17          | 16         | 11         | 20         | 5           | 9          | 3          |
| Saxony               | 56                  | 31          | 29         | 32         | 21         | 13          | 8          | 5          |
| Saxony-Anhalt        | 47                  | 28          | 28         | 26         | 24         | 13          | 11         | 7          |
| Schleswig-Hst.       | 58                  | 21          | 23         | 22         | 25         | 23          | 21         | 12         |
| Thuringia            | 63                  | 42          | 35         | 32         | 12         | 7           | 11         | 6          |
| <b>Total*</b>        | <b>1.518</b>        | <b>732</b>  | <b>637</b> | <b>595</b> | <b>741</b> | <b>345</b>  | <b>444</b> | <b>206</b> |

\* including foreign members. Many members of the VKU are engaged in several sectors, so the totals in this row can only be viewed in columns.

As of: 31.12.2021

## Number of member companies by legal form

**Total**

# More than 1,500

as of 31.12.2021

**1,518 member companies: as of december 2021**

Owner-operated: **328** | Local utility associations

including water and soil associations: **139**

AöR (public agencies): **104** | other publicly

organised forms: **120** | AG (PlC): **54**

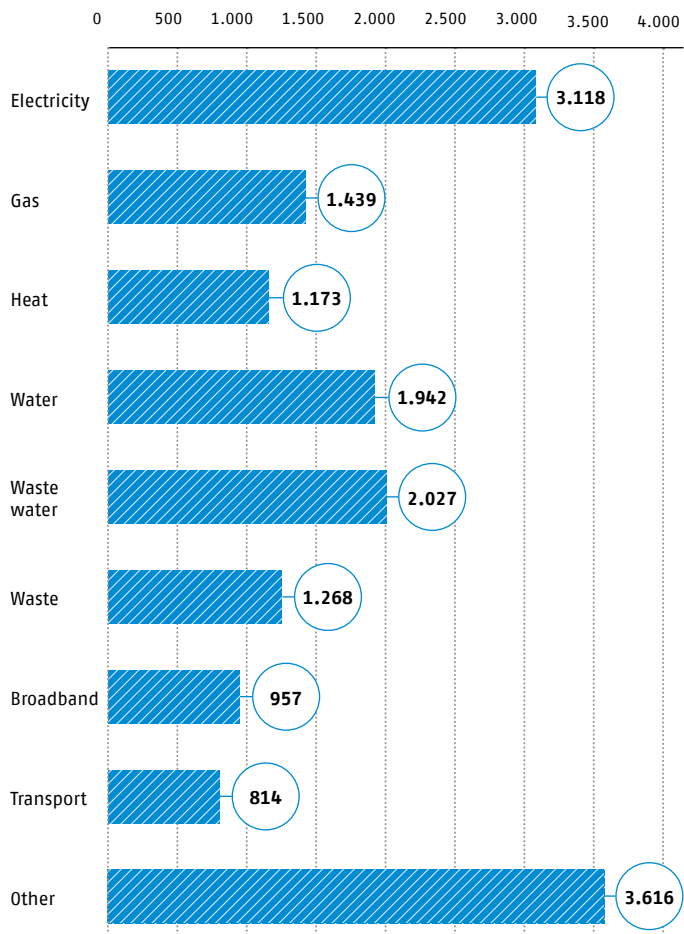
GmbH (Ltd.): **705** | other companies: **68**

## Investments

**€ 16.4 billion** | **13.2 %**  
of turnover

### Investments in individual sectors

in million euros



Locally anchored and committed to the common good, local public utilities ensure equal living conditions and the protection of our health, social cohesion and participation, as well as a competitive business location. Our services of **general interest** are safe and affordable, even in times of crisis, always and everywhere.

More than  
**20 x**



821,000 km for power supply: The length of the local public utility's electricity distribution networks would be enough to span the earth more than 20 times.

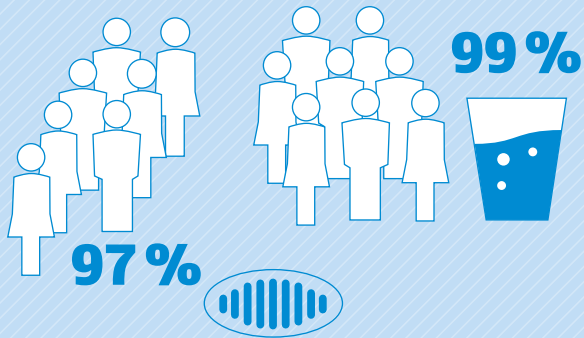
Source: VKU



**95 %**


of the electricity from renewable energies is fed into our local electricity distribution grids on site.

In Germany, 99 percent of the population is connected to public drinking water supply via a network of 540,000 kilometres ...



... and the waste water of 97 percent of the population is disposed of via 594,000 kilometres of sewer systems.

Source: Destatis 2018



No 4G and 5G without fibre: In the future, 80 percent of local public utilities want to offer mobile phone companies connections for antennas to their fibre network.

Source: Member survey VKU Telekommunikation, 2020



**31,500**

tonnes of waste are disposed of by local public utilities every day.

Source: VKU


**76%**

of its CO<sub>2</sub> emissions is what the municipal waste management sector has saved since 1990. This makes it the hidden champion of climate protection.

Source: own calculation from UBA: Greenhouse gas balance (2020) and Prognos/Infra: Status report on the German circular economy (2020)

Local public utilities are driving the mobility revolution. More than half of the public charging points are in municipal hands: absolute number of charging points over

**30,398**



Source: Own calculations based on Bundesnetzagentur Ladesäulenkarte (Q2/2022)

**Nothing gets done unless  
it gets done locally.**



**Direct access to the  
VKU overview Security of  
supply and energy prices**

**Editor**

Verband kommunaler Unternehmen e.V.  
Invalidenstraße 91 | 10115 Berlin  
Phone +49 30 58580-0 | Fax +49 30 58580-100  
[www.vku.de](http://www.vku.de), [info@vku.de](mailto:info@vku.de)

**Design and production**

VKU Verlag GmbH | Corporate Media

As of: 2020, unless otherwise stated  
Source: VKU, unless otherwise stated

The figures shown have been rounded.