

2020

› FIGURES, DATA AND FACTS

Local public utilities and waste management companies in figures

OVERVIEW OF KEY DATA

Investments in million euros	12,220
Turnover in million euros (including commercial volumes)	118,517
Number of employees	275,206
Number of members of Local Public Utilities (Verband kommunaler Unternehmen, "VKU") members As of 12.2019	1,487

SELECTED STRUCTURAL DATA

	Meters in millions	Distribution network length in 1,000 km
Power supply	28.4	796
Gas supply	10.6	331
Heat supply	0.6	22
Water supply	12.2	339
Waste water disposal	–	152
Broadband	–	168

NUMBER OF MEMBER COMPANIES BY LEGAL FORM

Stand 12.2019

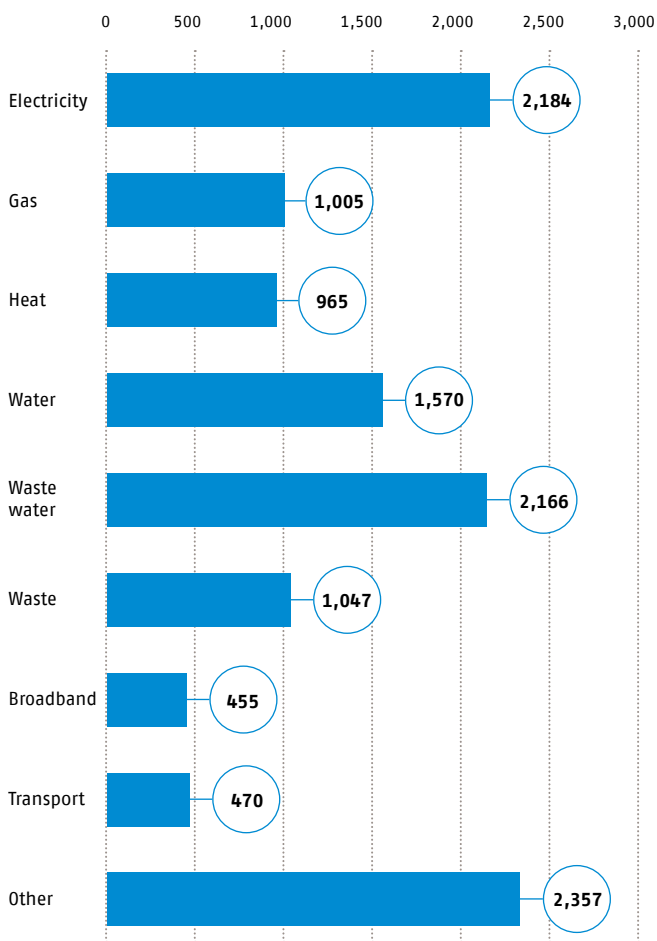
Total:

1,487

Owner-operated: **322** | Local utility associations including water and soil associations: **131** | AöR (public agencies): **97** | other publicly organised forms: **118** | AG (Plc): **56** | GmbH (Ltd.): **699** | other companies: **64**


INVESTMENTS IN INDIVIDUAL SECTORS

in million euros



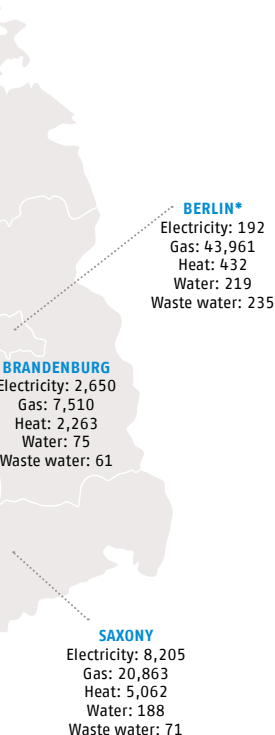
€12.2 billion | **10.3 %**
of turnover

ENERGY AND WATER SUPPLIED OR VOLUMES OF WASTE W DISPOSED BY ALL VKU MEMBERS BY FEDERAL STATE*



WATER

- Electricity, gas and heat in million kWh**
- Electricity and gas: distribution network quantities only
- Water and waste water in million m³



Contribution of member companies to energy and water supply or waste water disposal in Germany

61.5%

Electricity:
VKU total: 273,595
Germany total: 445,188
Source: Federal Statistical Office, as of 2018

66.6%

Gas:
VKU total: 619,490
Germany total: 929,995
Source: Federal Statistical Office, as of 2018

73.7%

Heat:
VKU total: 61,133
Germany total: 82,936
Source: AGFW, (German Energy Efficiency Association for District Heating, Cooling and Combined Heat and Power) as of 2018

90.2%

Water:
VKU total: 4,170
Germany total: 4,622
Source: Federal Statistical Office, as of 2016

44.1%

Waste water:
VKU total: 3,205
Germany total: 7,275
Source: Federal Statistical Office, as of 2016, own calculations

* Volume assigned according to company headquarter
** Supplied quantity

TURNOVER

Total turnover in million euros:

118,517

By sector	in million euros	in %
Electricity*	53,338	45.0
Gas*	26,658	22.5
Heat	4,439	3.7
Water	6,903	5.8
Waste water	6,640	5.6
Waste	9,857	8.3
Broadband	1,402	1.2
Transport	1,806	1.5
Other	7,474	6.3

*including commercial

NUMBER OF EMPLOYEES

Total employees:

275,206

By sector	Number	in %
Electricity*	59,652	21.7
Gas*	22,966	8.3
Heat	9,793	3.6
Water	30,830	11.2
Waste water	27,319	9.9
Waste	75,584	27.5
Broadband	2,918	1.1
Transport	19,498	7.1
Other	15,995	5.8
Trainees	10,651	3.9

SECTOR ALLOCATION BY FEDERAL STATE

Number of member companies:

1,487

Federal State	Number of companies	of which						
		Electricity	Gas	Heat	Water	Waste water	Waste	Broadband
Baden-W.	205	103	97	91	117	27	55	41
Bavaria	204	123	89	84	119	36	54	39
Berlin	10	4	3	1	1	1	2	0
Brandenburg	51	26	23	25	22	17	13	2
Bremen	3	0	0	0	0	1	2	0
Hamburg	8	3	3	1	1	0	2	1
Hesse	151	52	47	46	73	47	52	8
Meck.-Vorp.	34	24	23	24	16	10	5	7
Lower Saxony	140	64	54	49	67	31	45	13
NRW	334	148	133	111	165	76	121	36
Rhineland-Palatinate	84	40	32	23	46	27	26	5
Saarland	32	17	16	12	20	5	8	3
Saxony	55	30	29	31	21	13	9	5
Saxony-Anhalt	47	28	28	26	24	12	11	6
Schleswig-Hst.	64	25	28	26	30	24	21	13
Thuringia	61	41	34	31	11	6	11	7
Total*	1,487	729	640	581	733	333	438	187

*including foreign members

AS OF: 31.12.2019

› ENERGY



LOCAL PUBLIC UTILITIES generate **76** billion kilowatt hours of electricity per year – enough to power **26.4** million electric vehicles for an entire year. They also manage around **45** percent of electricity distribution networks in Germany. That corresponds to **796,000** kilometres – almost **20** times the earth's circumference. In addition, they manage **331,000** kilometres of gas distribution network.

› WATER/WASTE WATER



LOCAL PUBLIC UTILITIES deliver, on average, **127** litres of drinking water per citizen per day. VKU's members operate a water supply network of **339,000** kilometres – about **26** times the length of the German motorway system. Their sewer network is **152,000** kilometres long.

› BROADBAND



LOCAL PUBLIC UTILITIES are increasingly committed to the deployment of broadband infrastructure. Their number has more than doubled in the last five years. Currently, around **190** members invest over EUR **450** million. Every year, they increase their investments by around **30** percent and build the infrastructures for digital municipalities all over Germany – from fiber optics to WiFi.

› WASTE MANAGEMENT AND CLEAN CITY SERVICES



LOCAL PUBLIC UTILITIES dispose of **31,500** tonnes of waste every day – that is equivalent to the weight of the Berlin TV Tower. At **67** percent, Germany has the highest recycling rate of all Member States of the European Union.

Published by:

Verband kommunaler Unternehmen e.V.
Invalidenstraße 91 | D-10115 Berlin
Phone +49 30 58580-0 | Fax +49 30 58580-100
www.vku.de, info@vku.de

Design and production:

VKU Verlag GmbH

As of: 2018, unless otherwise stated

Source: VKU, unless otherwise stated

The figures shown have been rounded.