



Figures Data Facts 2022


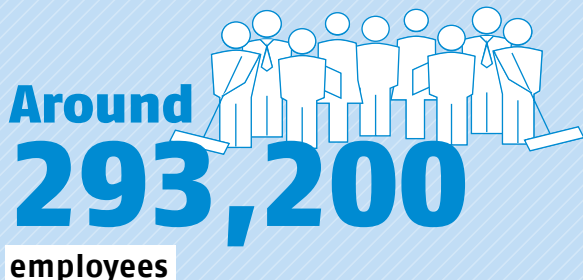


Local public utilities in Germany:


Figures & Facts



* 1,518 member companies as of 31.12.2021



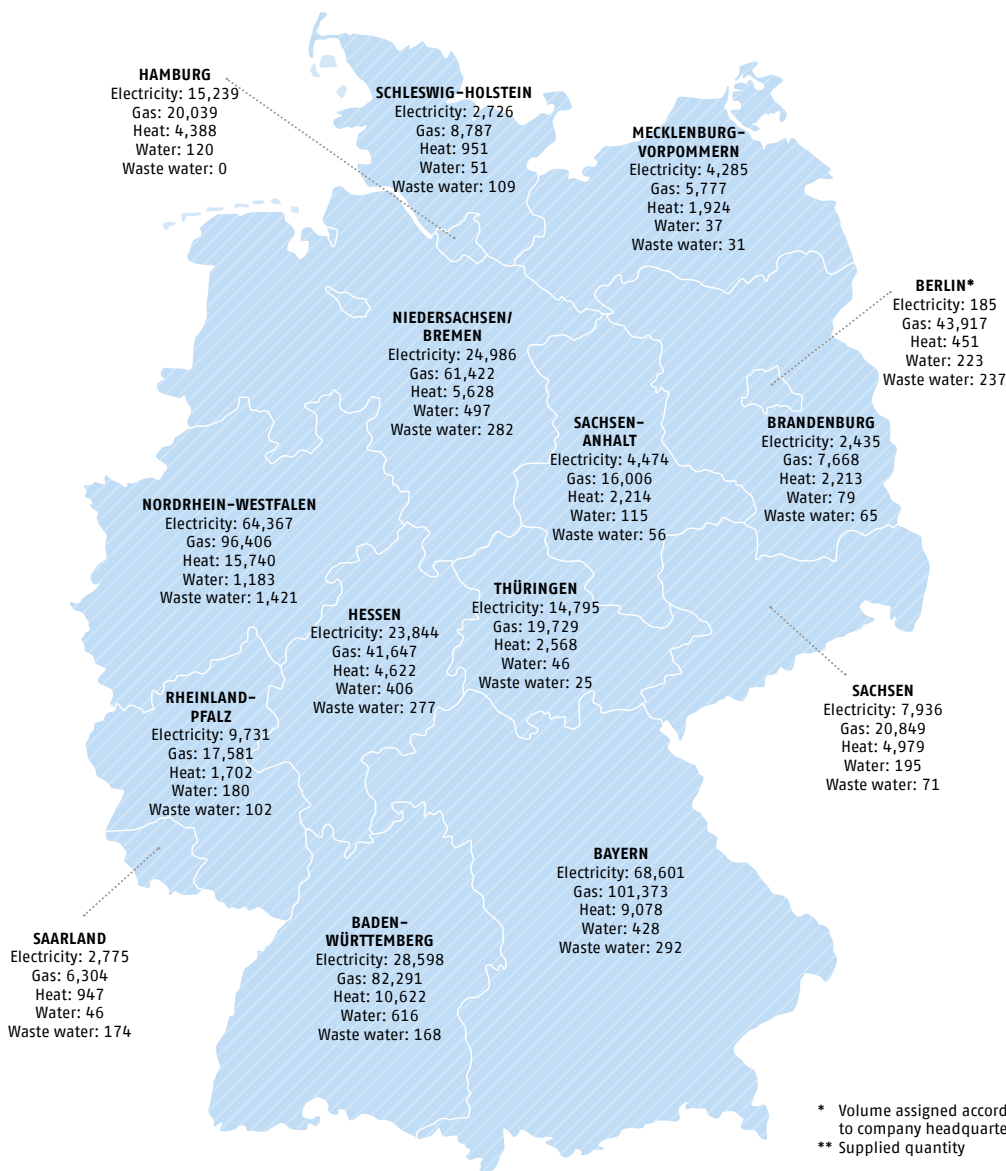
Turnover in EUR
(including commercial volumes)



Investments in EUR

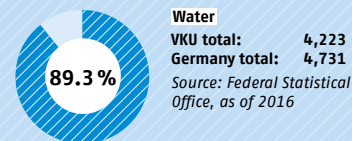
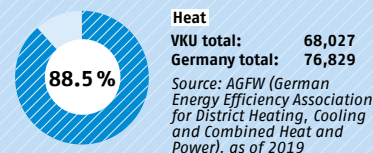
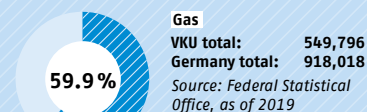
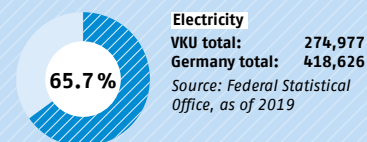
Selected structural data	Meters in millions	Distribution network length in 1,000 km
Power supply	28.5	821
Gas supply	10.8	342
Heat supply	0.6	26
Water supply	12.5	345
Waste water disposal	–	148
Broadband	–	212

Energy and water supplied or volumes of waste water disposed by all VKU members by federal state*



- Electricity, gas and heat in million kWh**
- Electricity and gas: distribution network quantities only
- Water and waste water in million m³
- Waste in million people

Contribution of member companies to energy and water supply or waste water and waste disposal in Germany



Turnover

Total turnover in million euros:

123,467

By sector	in million euros	in %
Electricity*	56,807	46.0
Gas*	26,192	21.2
Heat	4,792	3.9
Water	7,201	5.8
Waste water	5,603	4.5
Waste	10,483	8.5
Broadband	1,517	1.2
Transport	1,665	1.3
Other	9,205	7.5

*including commercial

Number of employees

Total employees:

293,166

By sector	Number	in %
Electricity	63,263	21.6
Gas	23,442	8.0
Heat	10,687	3.6
Water	32,450	11.1
Waste water	23,567	8.0
Waste	80,182	27.4
Broadband	3,423	1.2
Transport	22,174	7.6
Other	21,947	7.5
Trainees	12,031	4.1

Sector allocation by federal state

Number of member companies:

1,518 member companies,
as of 06/2021

More than 1,500

Federal State	Number of companies	of which						
		Electricity	Gas	Heat	Water	Waste water	Waste	Broadband
Baden-W.	210	105	98	95	117	25	56	47
Bavaria	207	125	90	87	122	35	54	41
Berlin	11	4	2	2	1	1	2	0
Brandenburg	61	28	25	27	25	21	14	2
Bremen	3	0	0	0	0	1	2	0
Hamburg	8	3	3	1	1	0	2	1
Hesse	157	52	48	46	74	51	52	8
Meck.-Vorp.	33	25	22	23	15	10	5	6
Lower Saxony	144	63	55	51	70	33	46	16
NRW	333	148	134	114	163	74	122	43
Rhineland-Palatinate	91	40	29	26	51	33	28	8
Saarland	33	17	16	11	20	5	9	3
Saxony	56	31	29	32	21	13	8	5
Saxony-Anhalt	47	28	28	26	24	13	11	7
Schleswig-Hst.	58	21	23	22	25	23	21	12
Thuringia	63	42	35	32	12	7	11	6
Total*	1.518	732	637	595	741	345	444	206

* including foreign members. Many members of the VKU are engaged in several sectors, so the totals in this row can only be viewed in columns.

As of: 31.12.2021

Number of member companies by legal form

Total

More than 1,500

as of 31.12.2021

1,518 member companies: as of december 2021

Owner-operated: **328** | Local utility associations

including water and soil associations: **139**

AöR (public agencies): **104** | other publicly

organised forms: **120** | AG (PlC): **54**

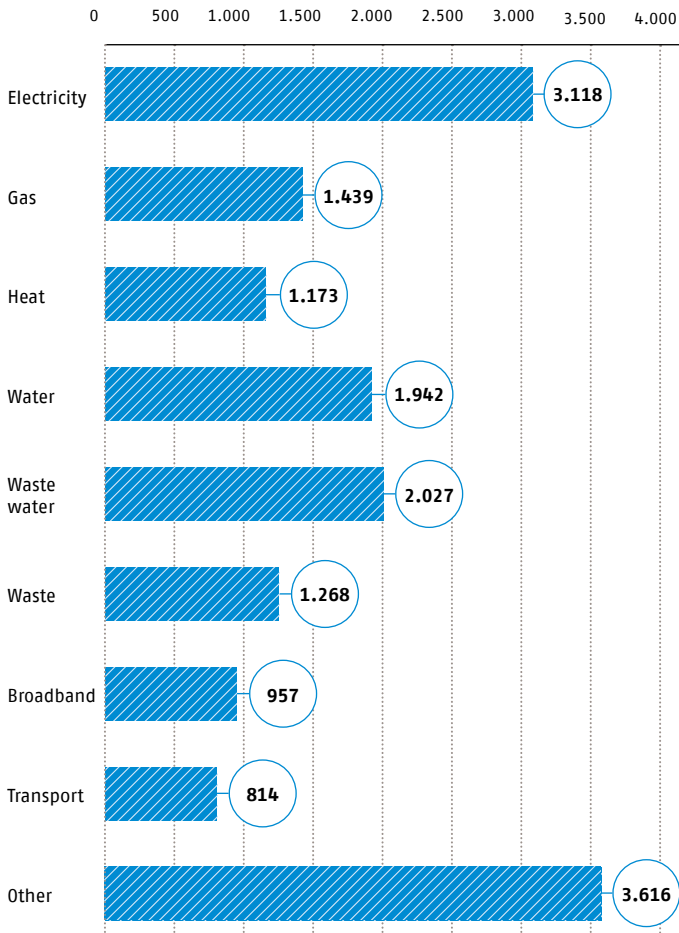
GmbH (Ltd.): **705** | other companies: **68**

Investments

€ 16.4 billion | **13.2 %**
of turnover

Investments in individual sectors

in million euros



Locally anchored and committed to the common good, local public utilities ensure equal living conditions and the protection of our health, social cohesion and participation, as well as a competitive business location. Our services of **general interest** are safe and affordable, even in times of crisis, always and everywhere.

More than
20 x



821,000 km for power supply: The length of the local public utility's electricity distribution networks would be enough to span the earth more than 20 times.

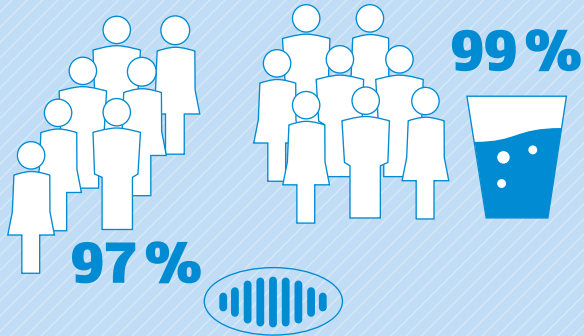
Source: VKU



95 %


of the electricity from renewable energies is fed into our local electricity distribution grids on site.

In Germany, 99 percent of the population is connected to public drinking water supply via a network of 540,000 kilometres ...



... and the waste water of 97 percent of the population is disposed of via 594,000 kilometres of sewer systems.

Source: Destatis 2018



No 4G and 5G without fibre: In the future, 80 percent of local public utilities want to offer mobile phone companies connections for antennas to their fibre network.

Source: Member survey VKU Telekommunikation, 2020



31,500

tonnes of waste are disposed of by local public utilities every day.

Source: VKU


76%

of its CO₂ emissions is what the municipal waste management sector has saved since 1990. This makes it the hidden champion of climate protection.

Source: own calculation from UBA: Greenhouse gas balance (2020) and Prognos/Infra: Status report on the German circular economy (2020)

Local public utilities are driving the mobility revolution. More than half of the public charging points are in municipal hands: absolute number of charging points over

30,398



Source: Own calculations based on Bundesnetzagentur Ladesäulenkarte (Q2/2022)

**Nothing gets done unless
it gets done locally.**



**Direct access to the
VKU overview Security of
supply and energy prices**

Editor

Verband kommunaler Unternehmen e.V.
Invalidenstraße 91 | 10115 Berlin
Phone +49 30 58580-0 | Fax +49 30 58580-100
www.vku.de, info@vku.de

Design and production

VKU Verlag GmbH | Corporate Media

As of: 2020, unless otherwise stated
Source: VKU, unless otherwise stated

The figures shown have been rounded.